





ENERG



WHIRLPOOL

WM FCH 914 A



49 kWh /  100



9 kg



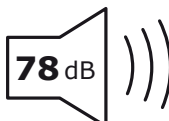
3:45



50 L



ABC**B**DEFG



ABC**C**D