





# ENERG



WHIRLPOOL

WM FCH 914 A



**49** kWh /  100



**9** kg



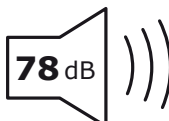
**3:45**



**50** L



ABC**B**DEFG



78 dB  
ABC**C**D