





# ENERG



WHIRLPOOL

WM FCH 814 A



**47** kWh / 



**8** kg



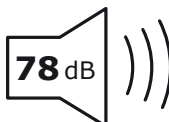
**3:35**



**48** L



ABC**B**DEFG



78 dB  
ABC**C**D